




American Flood Coalition Action - North Carolina

N = 509 voters in the North Carolina Likely Electorate, with an oversample of n=336 Republicans+Independents
August 8 - 14, 2022



Key Takeaways



Key Takeaways — Issue Landscape

- **67% say that flooding solutions is an important issue to them** when considering who to vote for.
- **Strong majorities across party lines — 63% of Republicans and 67% of Independents — believe that flooding is a destructive natural disaster deserving of proactive action by elected officials.**
- **While only 39% agree that flooding is an issue that Republican elected officials *do* care about, an overwhelming majority of 87% say it is an issue that elected officials should care about.**
- **There is overwhelming bipartisan support for investing in preventative measures to protect people from flooding. 76% overall would prefer investing upfront in preventative measures** rather than waiting until after flooding disasters occur to spend on relief measures.



Key Takeaways — Messaging

- While strong majorities expressed agreement with each of the six messages tested, **the statement that investment in preventative measures will save taxpayers money in post-disaster spending elicited the most agreement (81% agree-10% disagree).**
- **After messaging, voters moved from being more likely to back a candidate who supports flooding solutions by a 38 point margin to a 43 point margin.** Initially, 46% overall said they would be more likely to back a candidate who supports comprehensive flooding solutions, while 53% said so after messaging.
- **Independents saw a particularly significant shift toward becoming likelier to back a candidate who supports flooding solutions,** moving from being more likely to back a candidate who supports flooding solutions by a 29 point margin before messaging to a 41 point margin after messaging.

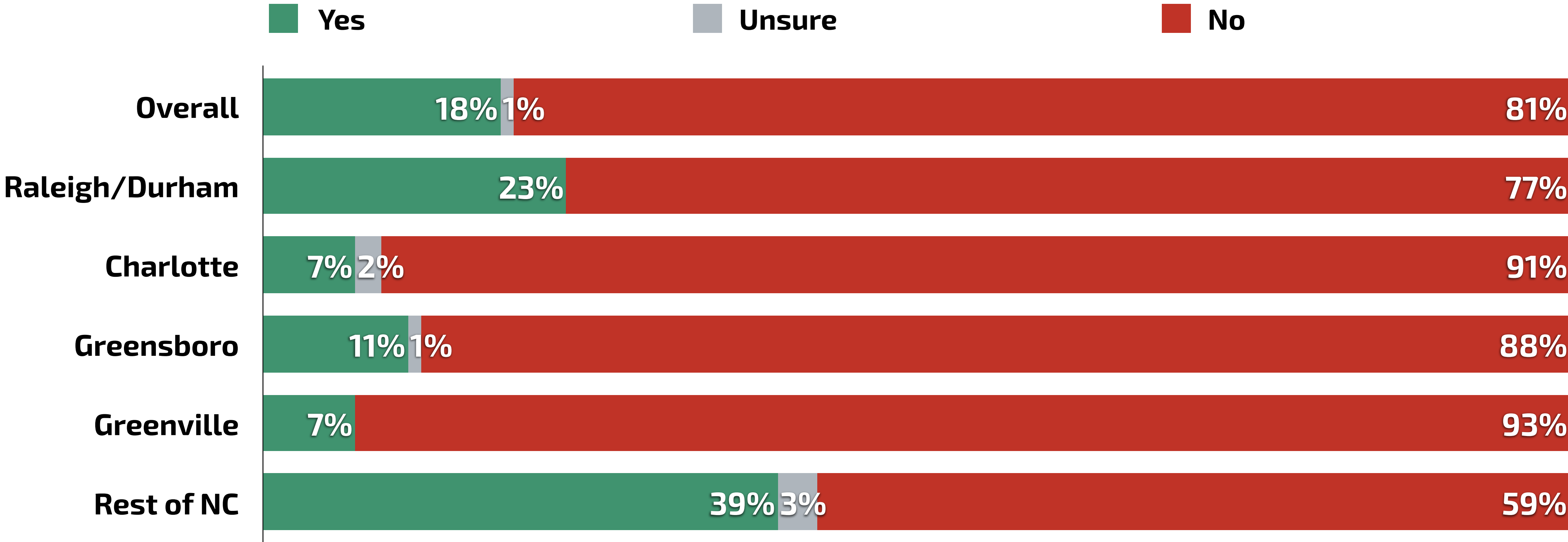


Experiences And Concerns With Flooding



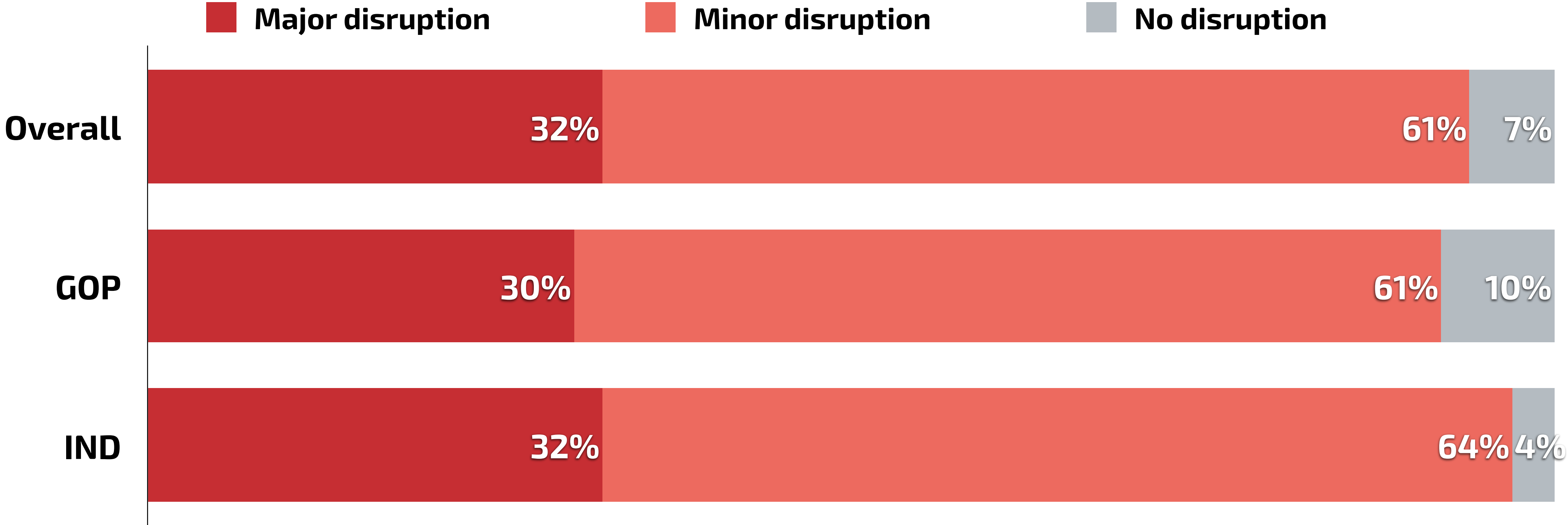
1 In 5 North Carolinians Report Being Impacted By Flooding

Q. In the past 10 years, have you or your family been impacted by flooding?



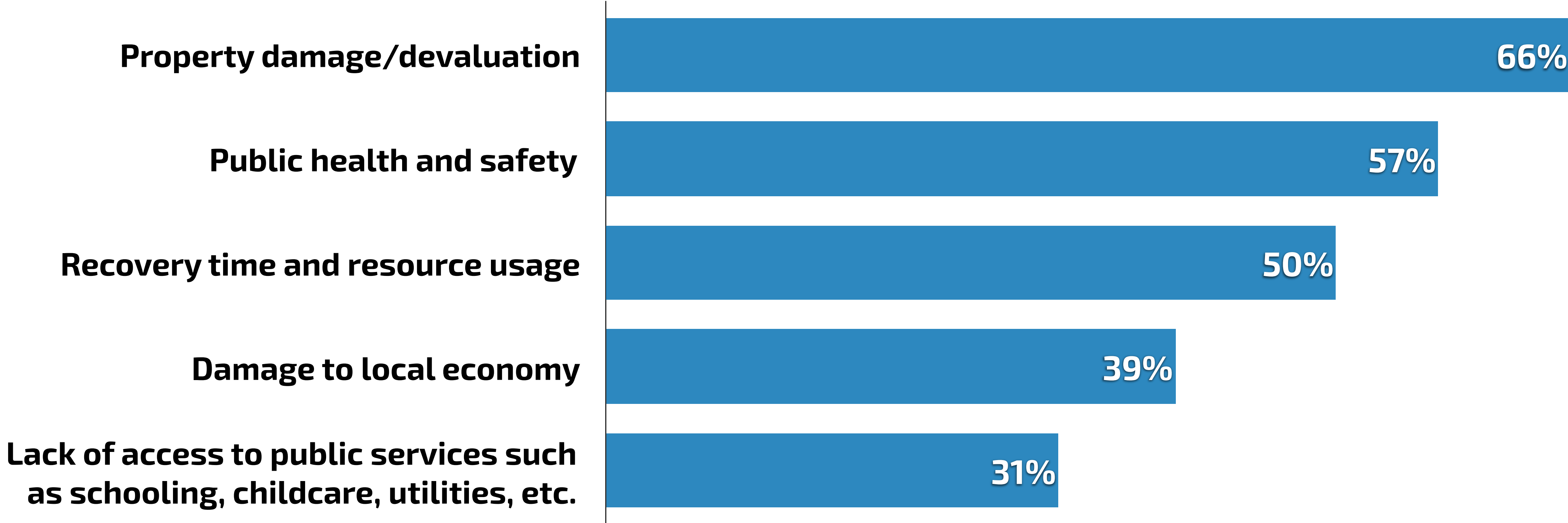
1 In 3 Of Those Who Have Been Impacted By Flooding Describe The Experience As “Major Disruption” To Their Lives

Q. How would you describe the impact flooding had on your life? [ONLY SHOWN TO THOSE WHO HAVE BEEN IMPACTED OR HAVE FAMILY THAT HAS BEEN IMPACTED BY FLOODING IN PAST 10 YEARS]



North Carolinians Most Concerned About Flooding's Impact On Property Damage

Q. Which of the following are you most concerned about in the case of a flooding event in your area? Select up to three.

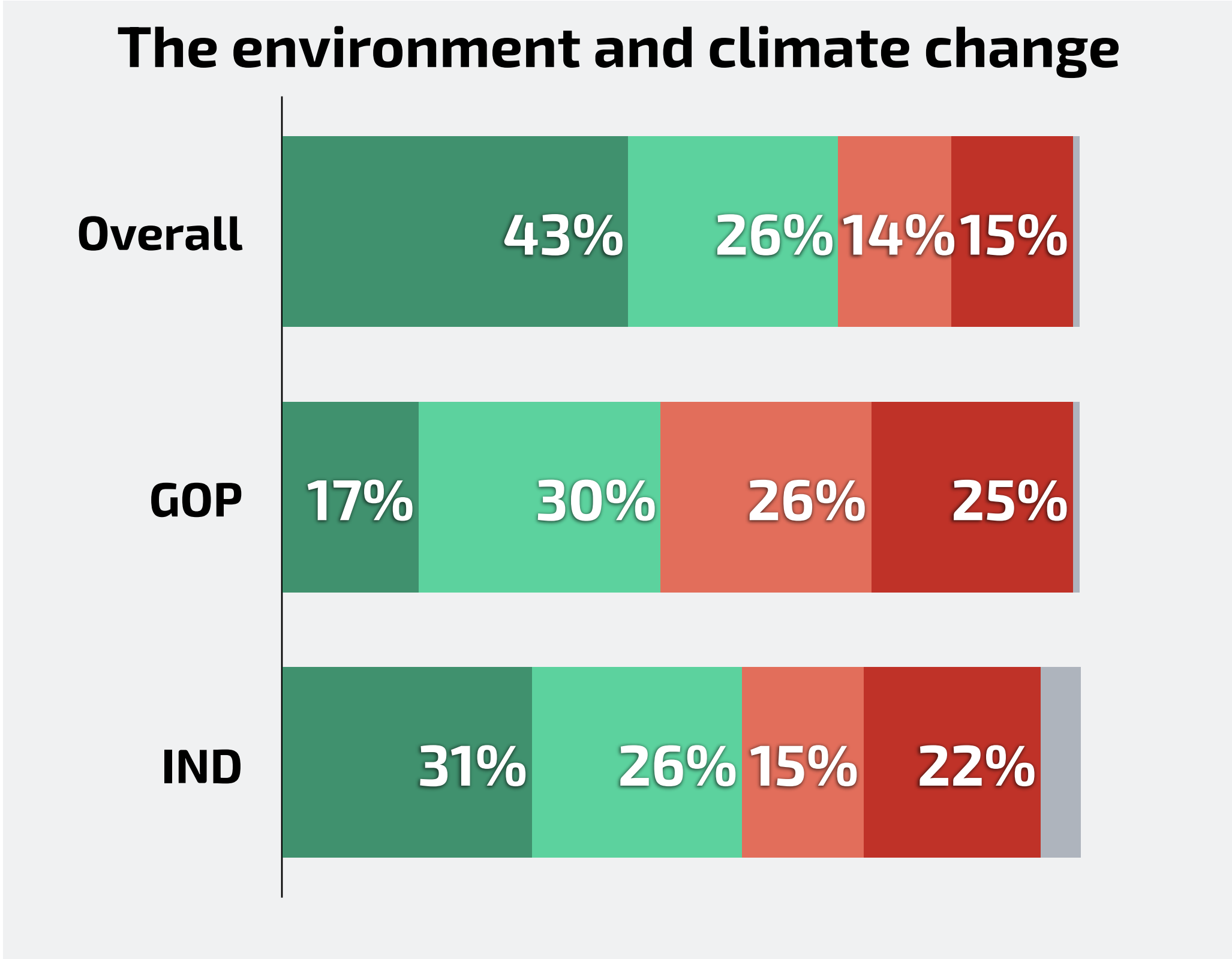
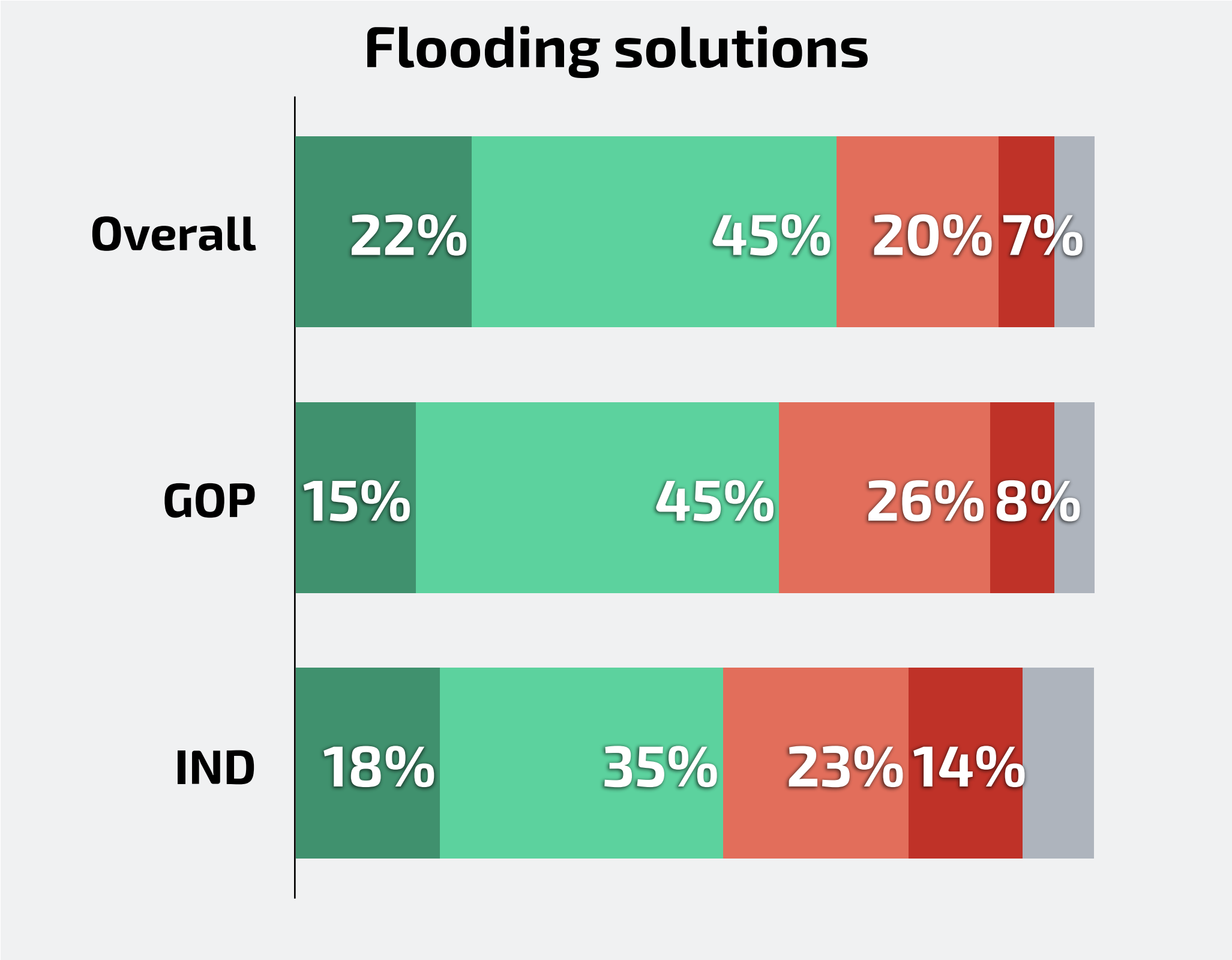


How Voters View Responses To Flooding



6 In 10 Republicans View Flooding Solutions As Important To Their Vote

Q. How important are each of the following issues to you when you are considering who to vote for?

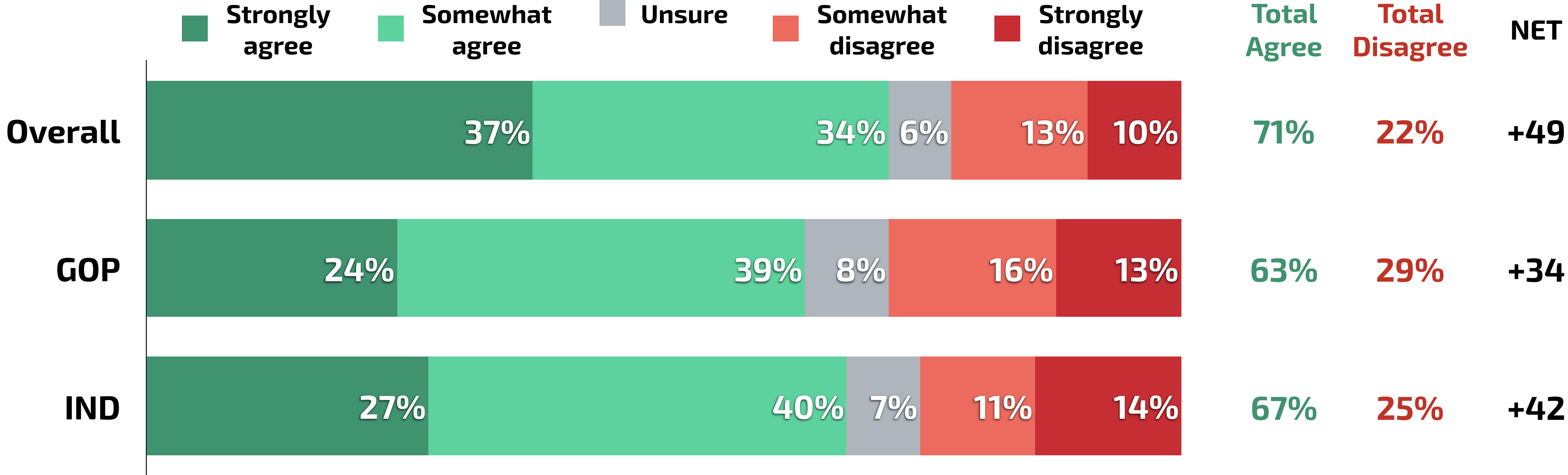


■ Very important
 ■ Somewhat important
 ■ Not so important
 ■ Not at all important
 ■ Unsure

Majority Of Republicans, Independents Believe Flooding Warrants Proactive Action By Elected Officials

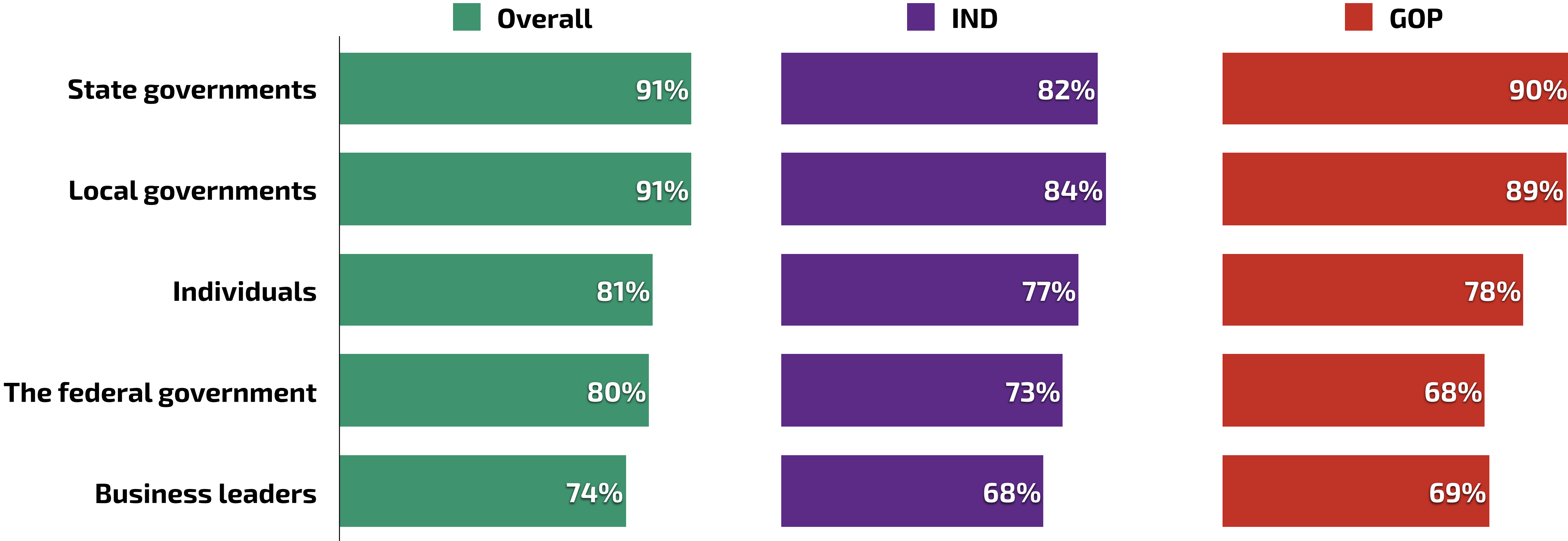
Q. Do you agree or disagree with the following statement?

Flooding is a destructive natural disaster deserving of proactive action by elected officials.



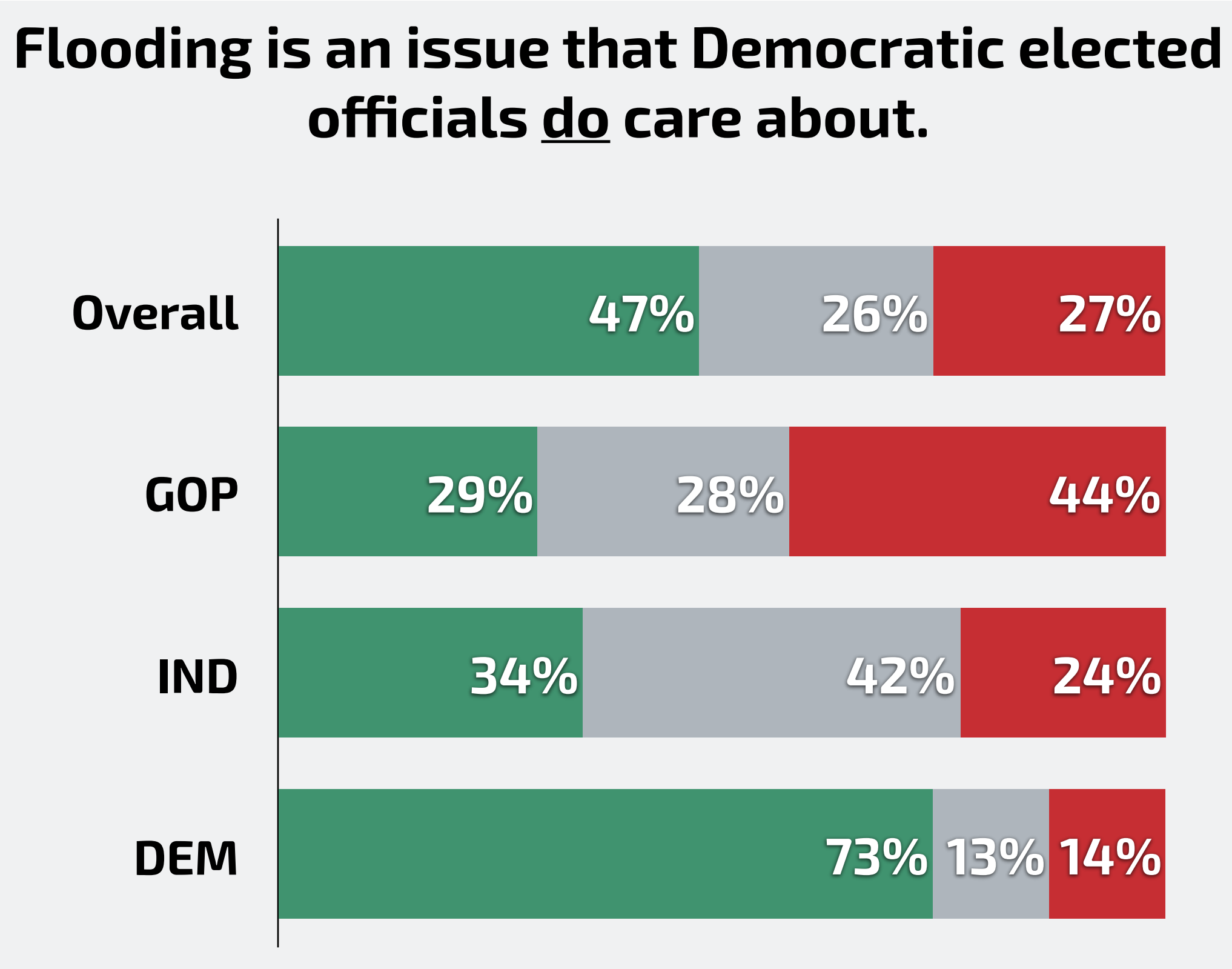
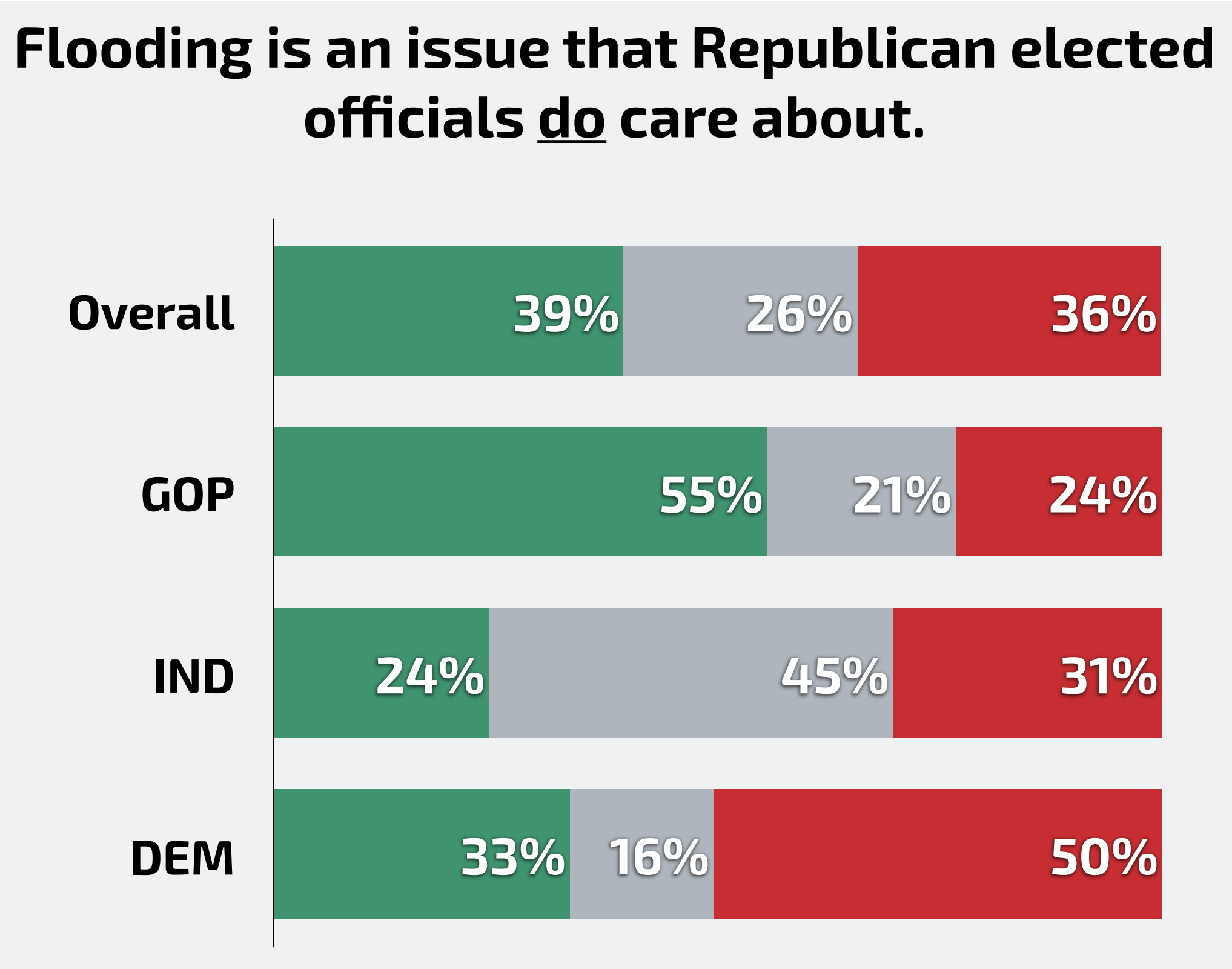
Republicans, Independents United In Saying State, Local Governments Should Play Important Role In Advancing Flooding Solutions

Q. How important of a role, if at all, should each of the following play in advancing flooding solutions?
[% Saying Very / Somewhat Important Role]



While Only 4 In 10 North Carolinians Think Republican Elected Officials Do Care About Flooding...

Q. Do you agree or disagree with the following statement?




■ Strongly/Somewhat Agree
 ■ Unsure
 ■ Strongly/Somewhat Disagree

... Nearly 9 In 10 Say Flooding Is An Issue That Elected Officials Should Care About ...

Q. Do you agree or disagree with the following statement?

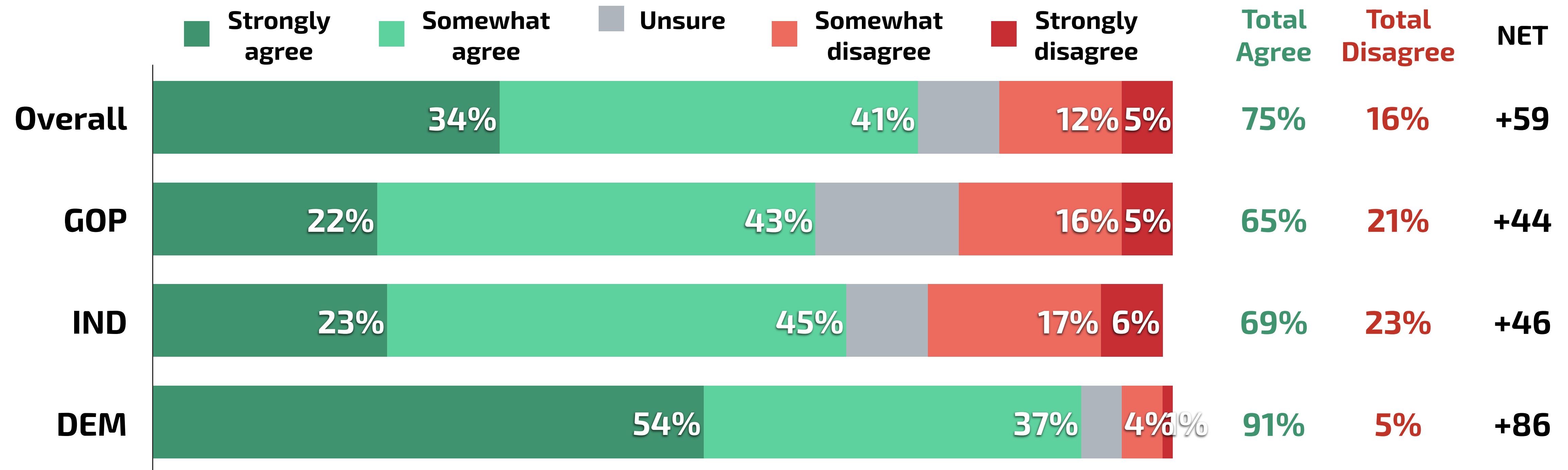
Flooding is an issue that elected officials should care about.



... And 3 In 4 Say Fixing Flooding Should Be A Priority

Q. Do you agree or disagree with the following statement?

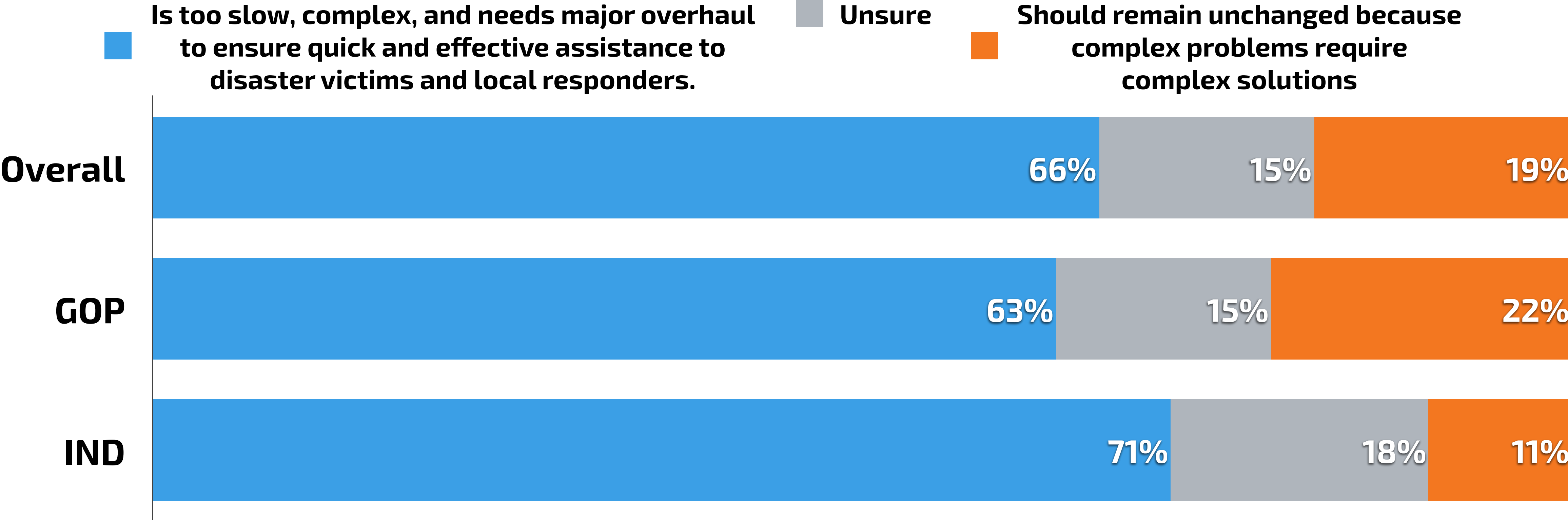
Fixing flooding should be a priority for elected officials.



Two Thirds Say The Federal Disaster Relief System Is Too Slow, Complex, And Needs A Major Overhaul

Q. Which of the following comes closest to your view, even if neither is exactly right?

The federal disaster relief system...

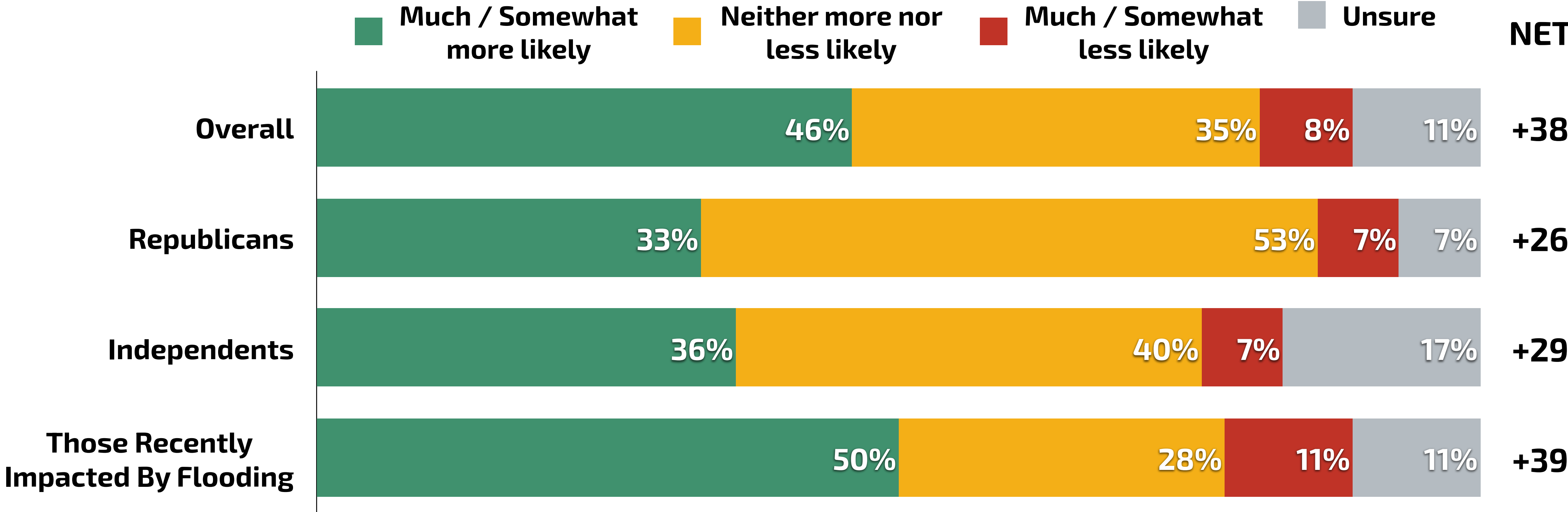


Message Testing



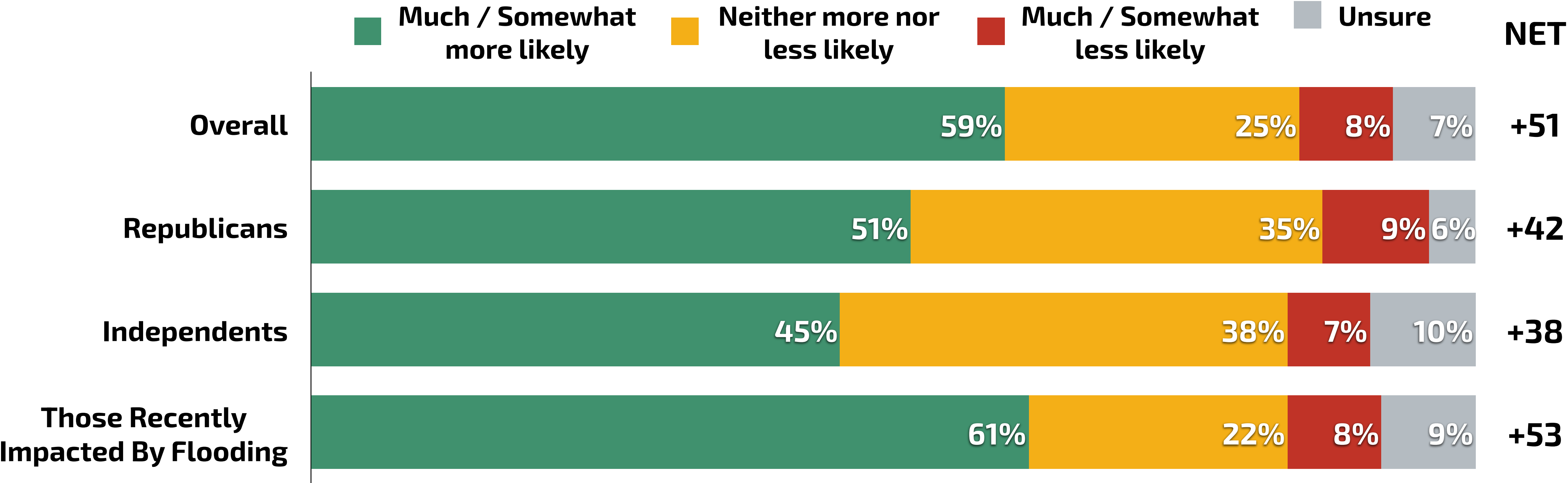
By 26 And 29 Point Margins, Republicans And Independents More Likely To Support Candidate With Comprehensive Flooding Policies

Q. If a candidate supported comprehensive policies to address flooding, would this make you more likely or less likely to support them?



By 42 And 38 Point Margins, Republicans And Independents More Likely To Support Legislator Who Supported Flood Relief Funding Bill

Q. Last year, North Carolina passed a state law that invested over \$800 million in state funds to enable communities to both better plan for flooding and to recover from disasters faster. If you knew that your state legislator supported this bill, would you be more likely or less likely to support them?



Highest Levels Of Agreement On Messaging On Cost Effectiveness, Innovative Farmers

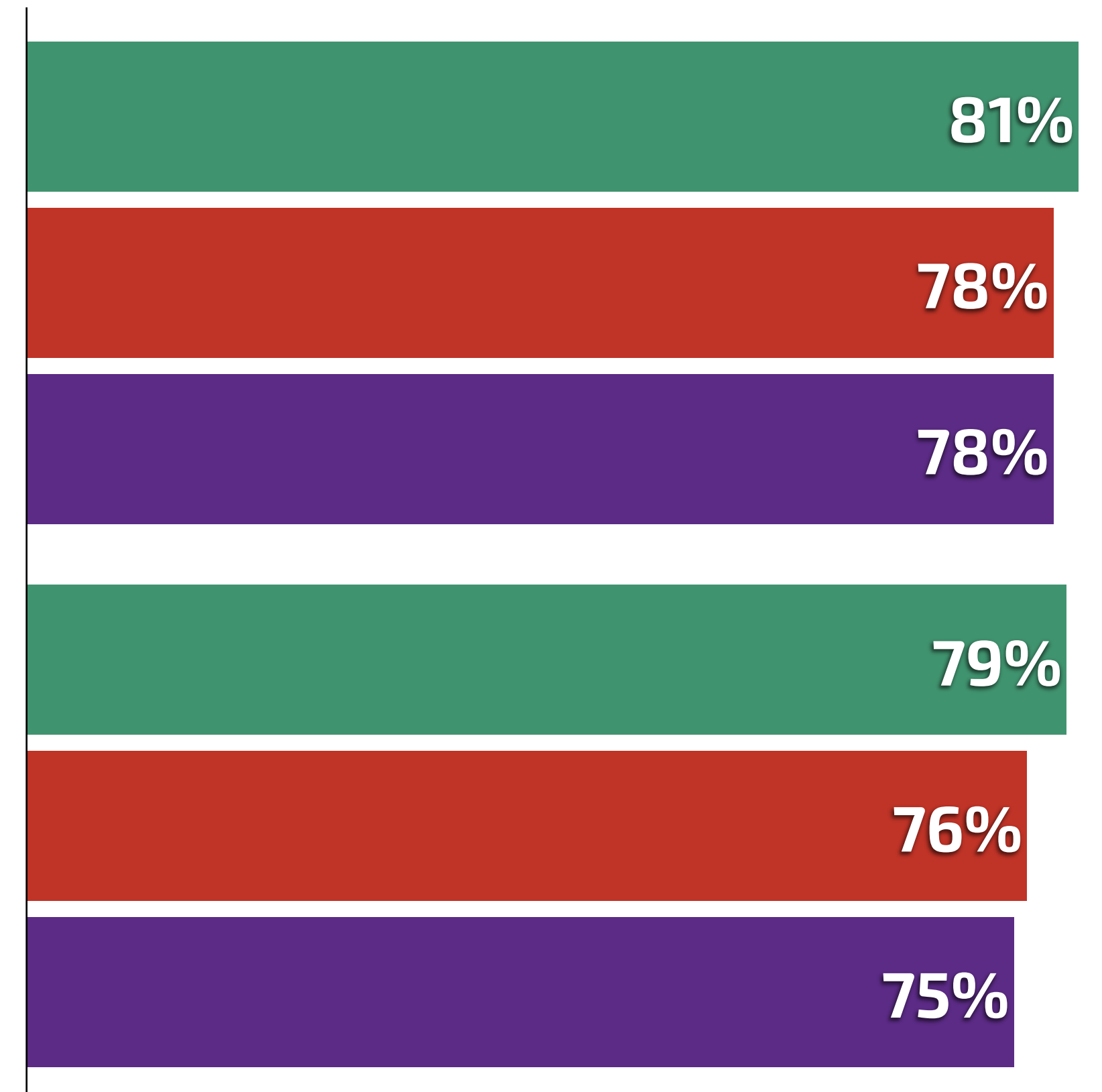
Q. Please indicate whether you agree or disagree with the following statement. [% Answering Agree]

“It is estimated that every \$1 spent on preventative flooding solutions saves taxpayers \$4-7 in post-disaster spending. Elected officials should advance proactive flooding solutions before disaster strikes.”

Cost Effectiveness

“Preliminary research shows that farmers who use innovative practices can reduce flooding by 40-60%. Elected officials should prioritize agricultural policies that empower farmers to reduce flooding.”

Innovative Farmers



Overall
GOP
IND



3 In 4 Republicans Agree With Messages On Cutting Red Tape And National Security

Q. Please indicate whether you agree or disagree with the following statement. [% Answering Agree]

“Government disaster response and recovery processes often confuse and slow aid efforts with lengthy reports, conflicting requirements, and unnecessary burdens. Elected leaders should cut government red tape and invest in effective solutions to protect Americans from flooding.”

Cut Red Tape



“The Department of Defense has found that over 200 military installations have experienced flooding events in the past year, risking critical training, equipment, and operations. Elected officials should invest in flooding solutions as a matter of national security and military readiness.”

National Security

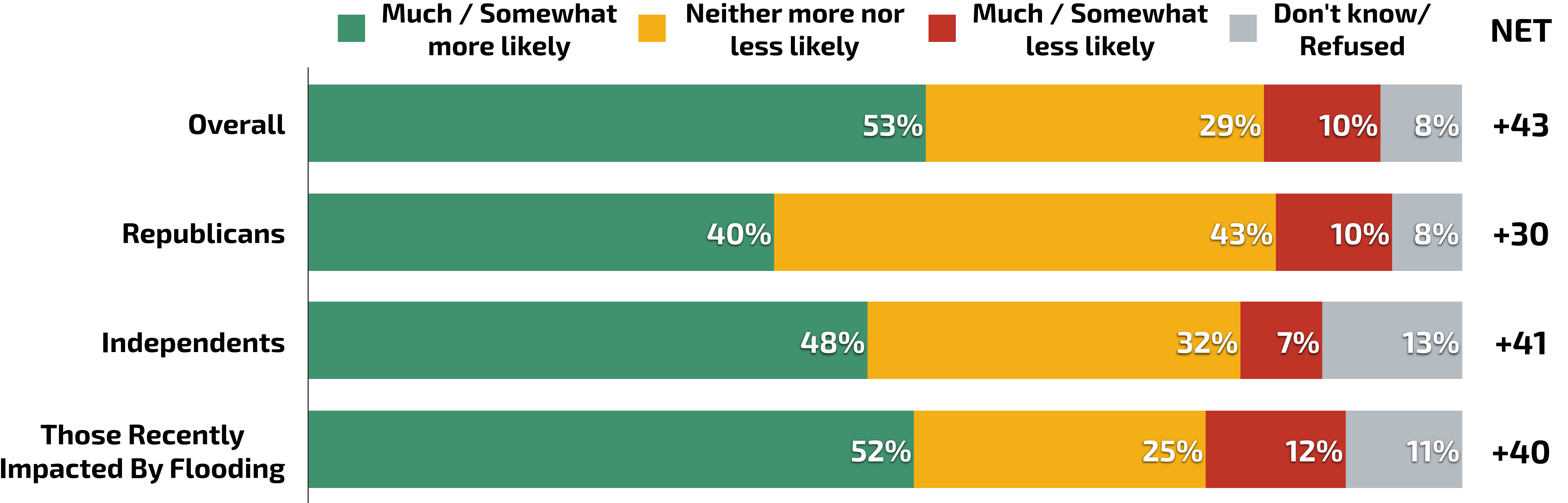


Overall
GOP
IND



After Messaging, Majority Of North Carolinians More Likely To Back Candidate Who Supports Comprehensive Flooding Solutions

Q. Knowing what you now know, if a candidate supported comprehensive policies to address flooding, would this make you more likely or less likely to support them?



Methodology



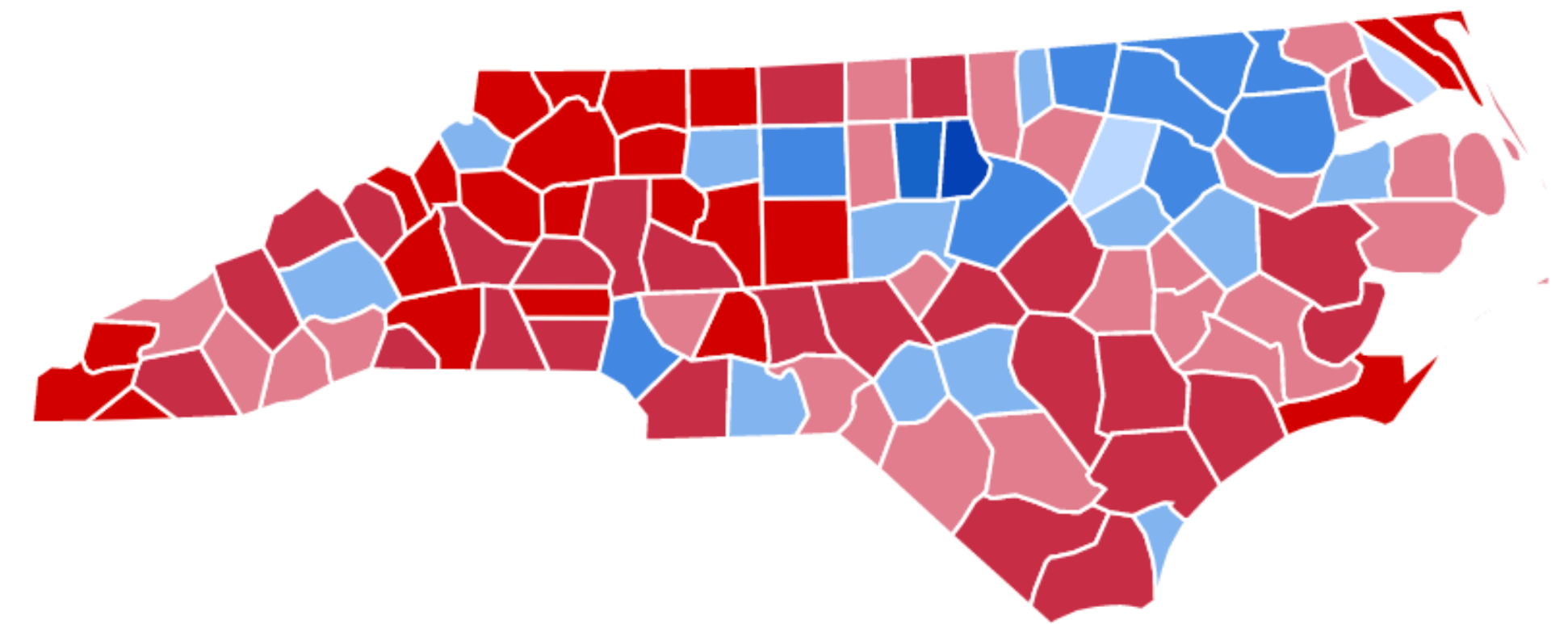
Methodology

N = 509 registered voters in North Carolina were surveyed from August 8-14, 2022. 52% of respondents were sampled via web panels and matched to the North Carolina voter file, and 48% of respondents were sampled via text-to-web and matched to the North Carolina voter file. A minimum quota of 330 Republicans and Independents was set for this survey.

The sample was weighted to population benchmarks for the 2022 Likely Electorate in North Carolina on gender, age, race/ethnicity, education, party, DMA (designated market area) region, and turnout. The sample was also weighted by 2020 vote. All benchmarks for the 2022 North Carolina Likely Electorate were adjusted for turnout estimates based on a probabilistic model of the likely 2022 midterm electorate derived from the L2 voter file. Estimates for gender, age, party, and DMA were derived from the L2 voter file. Estimates for race/ethnicity and education were derived from the US Census Bureau's American Community Survey demographic data adjusted to match voter registration estimates for the November 2020 Current Population Survey Voting and Registration Supplement.

Data quality measures were in place to prevent and remove duplicate responses based on IP address and voter file matches.

The margin of error, calculated the way it would be for a random sample and adjusted to incorporate the effects of weighting, is +/- 5.4 percentage points.



Survey Demographics

GENDER

46% Male
54% Female

AGE

10% 18-29
12% 30-39
15% 40-49
30% 50-64
33% 65+

RACE

71% White
22% Black
4% Hispanic/Latino
2% Asian
1% Native American

EDUCATION

15% High School or less
26% Some college
18% Associate Degree
25% Bachelor's Degree
15% Graduate Degree

IDEOLOGY

40% Conservative
29% Moderate
27% Liberal

PARTY

36% Republican
25% Independent
37% Democrat
1% Other Party

PARTY+LEAN

49% GOP+Lean
3% Pure Independent
46% DEM+Lean
1% Other Party





ECHELON
INSIGHTS

